

Roche Year 6 Home Learning Timetable (For Weeks 5+6)

All the activities set are non-negotiable and **MUST** be completed. We will be checking that these learning activities are being completed. Please contact me if you have any questions via class6@roche.cornwall.sch.uk
 If your child is currently in school full time you do not need to worry about this timetable, but obviously you are more than welcome to complete any of it as well.

This week we have revised a few elements for Foundation Subjects. These are highlighted for you to see in blue.

If you need more exercise books or equipment for your learning there will be a box in the foyer at school that you can help yourself from. Please sanitise your hands before taking any.

Total time approx. 4 hours day.	Monday	Tuesday	Wednesday	Thursday	Friday
Activity:					
Timestable Rockstars	Garage x4 (Y4,5,6 – 1 x Sound Check)	Garage x4 Studio x 2	Garage x4 (Y4,5,6 – 1 x Sound Check)	Garage x4 Studio x 2	Garage x4 (Y4,5,6 – 1 x Sound Check)
NumBots	Complete 4 games	Complete 4 games	Complete 4 games	Complete 4 games	Complete 4 games
AR at Home	Read every day please for a minimum of 25mins . Quiz on AR for all the school book(s) you have brought home before Christmas. Use this link as it is specific to our school: https://ukhosted73.renlearn.co.uk/1895113/public/rpm/login/Login.aspx?srcID=t If you want to quiz on <u>any</u> your own books you have read at home feel free! To check if your home books are on AR go to: https://www.arbookfind.co.uk/				
Reading on MyOn	Please also read the 2 books set on your MyOn account by the end of the week. There will be new books set each week. You are welcome to use this platform for reading 25mins a day as well.				

Maths

Continue to use Oak Academy for Maths for the year group we have stated. **(You DO NOT need a login.)** Please watch the recorded lesson and produce work alongside every day. Please use the link underneath for your year group.

You can work your way through the lesson at your own pace by pausing it when you are working. Make sure you mark your work if there are answers.

Reminder of how to complete a lesson:

Once you have clicked on our link and then accessed the correct days Maths lesson, work your way through this list on the right which also correlates with the dots underneath on the screen. (Sometimes it doesn't have an 'Intro Quiz'.)

When it is independent work time pause the video and go back to the dots to find the worksheet. You can also download them if you want to using the link under number 6.

Record your work in your Home Learning Book.

1. Introduction
2. Intro Quiz
3. Video
4. Worksheet
5. Exit Quiz
6. Completed







If they ask you to use the online dienes use this link: <https://mathsbot.com/manipulatives/blocks>
 Some of the learning in the videos will be **new learning** so feel free to go over them a couple of times.

Year 1 Maths + English	https://classroom.thenational.academy/schedule-by-year/year-1
Year 2 Maths + English	https://classroom.thenational.academy/schedule-by-year/year-2

Year 3 Maths + English	https://classroom.thenational.academy/schedule-by-year/year-3
Year 4 Maths + English	https://classroom.thenational.academy/schedule-by-year/year-4
Year 5 Maths + English	https://classroom.thenational.academy/schedule-by-year/year-5
Year 6 Maths Year 6 will be completing the Year 5 Maths due to missing content from previous Lockdowns last year.	https://classroom.thenational.academy/schedule-by-year/year-5
Year 6 (English only)	https://classroom.thenational.academy/schedule-by-year/year-6

<p>Handwriting/Spelling practise</p> <p>Complete for 15mins a day in your Home Learning Book.</p> <p>Your child should know what spelling group they were in last half term. Please <u>revise</u> our Autumn words whilst also focusing on handwriting practise.</p> <p>Do not rush your handwriting. Focus on your formation, joins and presentation. (See separate guidance if you need support with joining: Handwriting Stage 3 guidance.)</p>	Miss Dawe's group					
	Completed Week 1 all ball wall small chalk stalk also almost already altogether	Completed Week 2 cell circus cycle except face icy notice price police fancy	Completed Week 3 boggy foggy muddy runny sloppy spotty funny dotty sunny yummy	Completed Week 4 cheesy curvy lazy shiny spicy sunny wavy spiky greasy crazy	Week 5 badly kindly nearly quickly sadly weakly weekly softly quietly normally	Week 6 (red words) are ask busy children Christmas class fast door father friend
	Mrs Smith's group:					
	Completed Week 1 happy connect correct human incomplete incapable independent dishonest disappear unlock	Completed Week 2 perfect unsafe frequent impossible immature imperfect impatient immortal incapable incomplete	Completed Week 3 dangerous poisonous perilous mountainous ridiculous fabulous nervous jealously famously generously	Completed Week 4 nicely rudely politely completely comically giggly horribly finally feebly gently	Week 5 pictures captured feature sculptures departures creatures fractured adventures temperatures punctures	Week 6 (orange words) accidentally appear actually answer address arrive believe bicycle breath breathe
	Miss Palk/ Mrs Powell's group					
	Completed Week 1 asking sprinting prouder loudly yawning sweetest gained hardest buzzing fighting	Completed Week 2 nicest cycling Slimy famous sensible grimy appreciating observant creation sensing	Completed Week 3 careless meanness achievement thoughtless deceitful thoroughly laziness speedily pitiless merriment	Completed Week 4 permitted forgotten stopped preferred beginning forbidden regretted regretting admitting permitting	Week 5 happily mysterious spying heavier beautiful trying busily business hurries tries	Week 6 (orange words) thoroughly drought flavourless beautiful neighbour definitely proceed precede profession

www.SPAG.com	There will be 3 mini SPAG quizzes set on SPAG.COM for you to login and complete in a week . These will be linked to previous learning in class.				
English	<p>Continue to use Oak Academy for English for the year group we have stated. (You DO NOT need a login.) Please watch the recorded lesson and produce work alongside <u>every day</u>. Please use the link underneath for your year group.</p> <p>You can work your way through the lesson at your own pace by pausing it when you are working. Make sure you mark your work if there are answers.</p> <p>Reminder of how to complete a lesson: Once you have clicked on our link and then accessed the correct day's English lesson, work your way through this list on the right which also correlates with the dots underneath on the screen.</p> <p>You can work your way through the lesson at your own pace by pausing it for when you are working. Make sure you mark your work if there are answers.</p> <p>Record your work in your Home Learning Book.</p> <div style="float: right; border: 1px solid #ccc; padding: 5px; margin-top: 10px;"> <ol style="list-style-type: none"> 1. Introduction 2. Video 3. Completed </div> <div style="text-align: right; margin-top: 20px;">  </div>				
PE 30mins a day minimum. Username and passwords have been sent for all pupils to access Real PE on: https://real.jasmineactive.com/	Log on to Jasmine and look for the icon below. Click on KS2. Choose an exercise to do and work through the different levels. How far can you go? They start at Yellow and finish with Black. 	Log on to Jasmine and look for the icon below. Click on KS2. Choose a different exercise and work through the different levels. How far can you go? They start at Yellow and finish with Black. 	Log on to Jasmine and look for the icon below. Click on KS2. Choose a different exercise to do and work through the different levels. They start at Yellow and finish with Black. 	Traditional Sport Choose a sport to play for 30minutes with your family e.g. football, basketball, table tennis, (On REAL PE/PLAY there are alternatives.)	Fitness Friday Cardio based work e.g. Joe Wickes (YouTube Channel), Running, Circuit Training, BBC Super Movers, Aerobics to Music etc...
NEW Foundation Lessons Week 5 (1st Feb)	<p>Please work through these Science lessons 2, 3, 4 and 5 on these links: (Focus on lessons 3 and 5, if your time is limited)</p> <p>Lesson 2 What are the different components in an electrical circuit? https://classroom.thenational.academy/lessons/what-are-the-different-components-in-an-electrical-circuit-cdk34d</p> <p>Lesson 3: What are circuit diagrams? https://classroom.thenational.academy/lessons/what-are-circuit-diagrams-6ngk0c</p> <p>Lesson 4: What are insulators and conductors? https://classroom.thenational.academy/lessons/what-are-insulators-and-conductors-6rtp8t</p> <p>Lesson 5: What happens in the circuit, when we change the components? https://classroom.thenational.academy/lessons/what-happens-in-a-circuit-when-we-change-the-components-60wp2r</p> <p>These lessons are themed around Electricity which is what we should have been doing this half term in school.</p>				

NEW Foundation
Lessons
Week 6
(8th Feb)

Please work through this **Science Unit on BBC Bitesize** following these links:

It would be great if you could complete some of the activities written in **bold** but this is not compulsory.

1. Introduction

<https://www.bbc.co.uk/bitesize/articles/zsvtafr>

Complete the quiz at the end

2. What is the Solar System?

<https://www.bbc.co.uk/bitesize/topics/zdrrd2p/articles/ztsqj6f>

Create a diagram showing the position of the different planets from the Sun.

3. What is the Earth?

<https://www.bbc.co.uk/bitesize/topics/zwccwmn/articles/zqbx82>

4. What is the Sun?

<https://www.bbc.co.uk/bitesize/topics/zdrrd2p/articles/zqn7y4i>

Create a labelled diagram to show the position and movement of the Earth, Sun and Moon,

5. Day and Night

<https://www.bbc.co.uk/bitesize/clips/z3jd7ty>

<https://www.bbc.co.uk/bitesize/clips/z8ptsbk>

<https://www.bbc.co.uk/bitesize/clips/zkynvcw>

Create a labelled diagram to show how day and night are created?

6. The Moon

<https://www.bbc.co.uk/bitesize/clips/zvw8q6f>

<https://www.bbc.co.uk/programmes/p00n6zh>

<https://www.bbc.co.uk/bitesize/clips/z3jd7ty>

Record what you have discovered about the Phases of the Moon

It is themed around **Space**. This Unit was missed when your child was in Year 5, due to the Lockdown last year.

Topic BINGO Grid
(See emailed attachment sent at the start of term.)

Most of you have completed lots of our topic grid. You can continue to complete activities on here for the last 2 weeks of half term but this is **optional**.

All your teachers are here for you if you have any questions or concerns.

Please keep sending us work to: class6@roche.cornwall.sch.uk

Stay safe!

